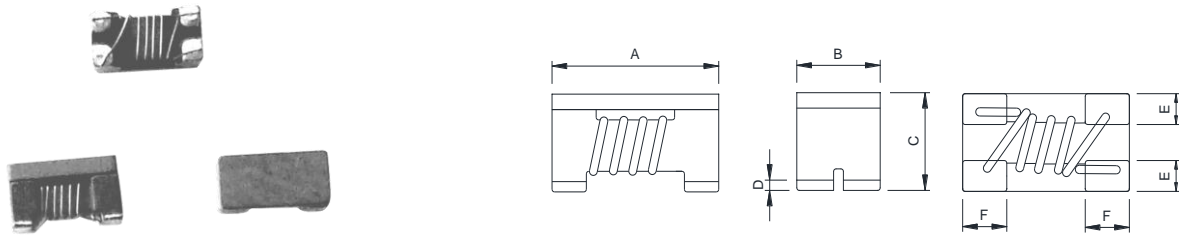


Common Mode Choke – YFD3216AT Series

EXTERNAL DIMENSIONS

(Unit: mm)



TYPE	A	B	C	D	E	F
YFD3216AT	3.2±0.2	1.6±0.2	1.9±0.2	0.2±0.1	0.60Typ.	0.60Typ.

Part Number	Common Mode Impedance(Ω) @ 100MHz	Idc(mA) (Max.)	DCR(Ω) (Max.)	Rated Voltage (Typ.)	Withstanding Voltage (Typ.)	Insulation Resistance (Min.)	Cut-off Frequency (Typ.)
YFD3216AT-670S	67	400	0.25				
YFD3216AT-900S	90	400	0.30				
YFD3216AT-121S	120	370	0.35				
YFD3216AT-161S	160	340	0.40				
YFD3216AT-181S	180	340	0.40	50Vdc	125Vdc	10 MΩ	1.0 GHz
YFD3216AT-261S	260	310	0.50				
YFD3216AT-601S	600	260	0.80				
YFD3216AT-102S	1000	230	1.00				
YFD3216AT-222S	2200	200	1.20				

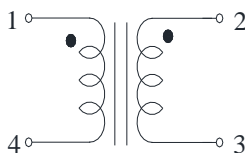
Features

- Although greatly miniaturized, this wire-wound chip-type filter maintains the characteristic needed for a common mode filter. Common mode impedance is 1000 [at 100MHz], so this filter is greatly effective in supporting noise.
- Almost no affect upon even high speed signals since differential mode impedance is kept low.
- This series includes both 2-line types. They are used for various types of circuits and noise.

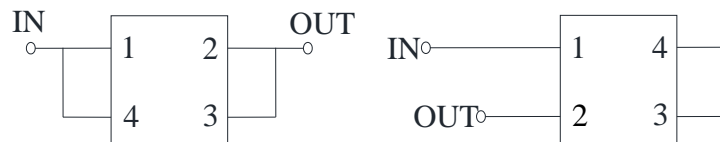
Applications

- Used for radiation noise suppression for any electronic devices
- Used to counter common mode noise affecting signals within high-speed lines.
- USB line for personal computers and peripheral equipment.
- IEEE 1394 line for personal computers, DVC, STB, etc.
- LVDS, panel link line for liquid crystal display panels.

Schematic



Test Mode



SMT